


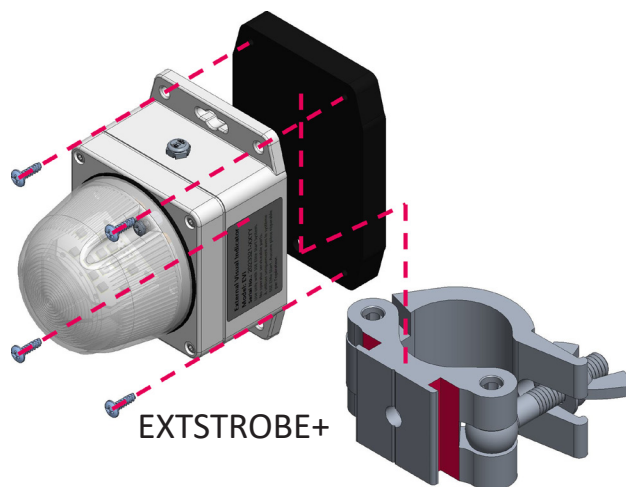
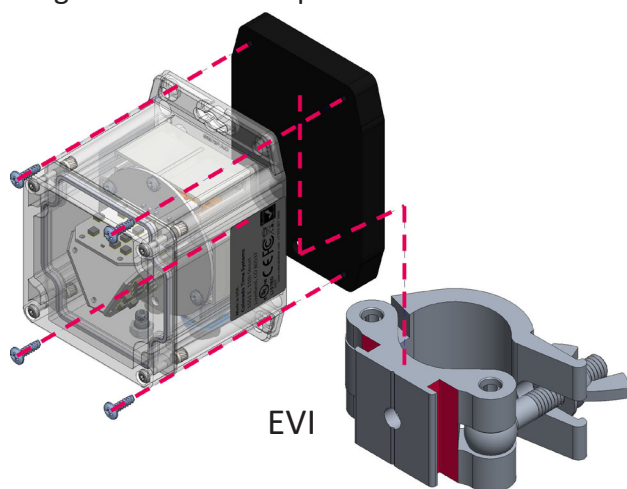


EVI-FPM INSTRUCTIONS

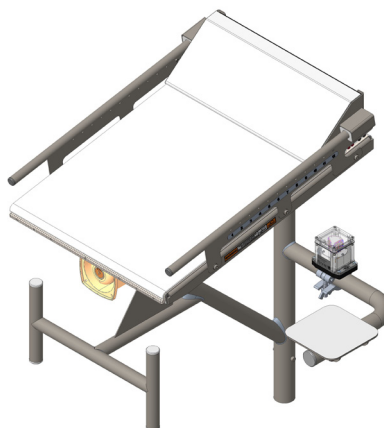


Required Tools: #2 Philips Screwdriver

- **EVI-FPM assembly:** Attach EVI or EXTSTROBE+ onto the mounting plate. Use #2 Philips screwdriver to secure the EVI to the mounting plate using 4 supplied screws. Once secured slide the opening of the mounting plate onto the groove of the clamp.



- **Attaching EVI-FPM assembly to your flagpole, starting block(s) (EVI only), or tripod:** Open the clamp. Position on your starting flagpole, starting block(s) or tripod. Close clamp and tighten with thumbscrew. The clamp assembly can be mounted to any 2 inch pipe. Note: EXTSTROBE+ must be mounted a minimum of 24 inches (60cm) above the pool deck.



EVI only

Available mounting positions
will vary depending on style of
starting block.



www.coloradotime.com | support@coloradotime.com

(800) 279-0111 | +1(970) 667-1000

1551 E 11th St. | Loveland, CO 80537 | USA

F1069 REV: 202411



Our products are
proudly manufactured
in Loveland, CO



**Colorado
TIME SYSTEMS**
A PLAYCORE Company