

8 7 6 5 4 3 2 1

D

C

B

A

D

C

B

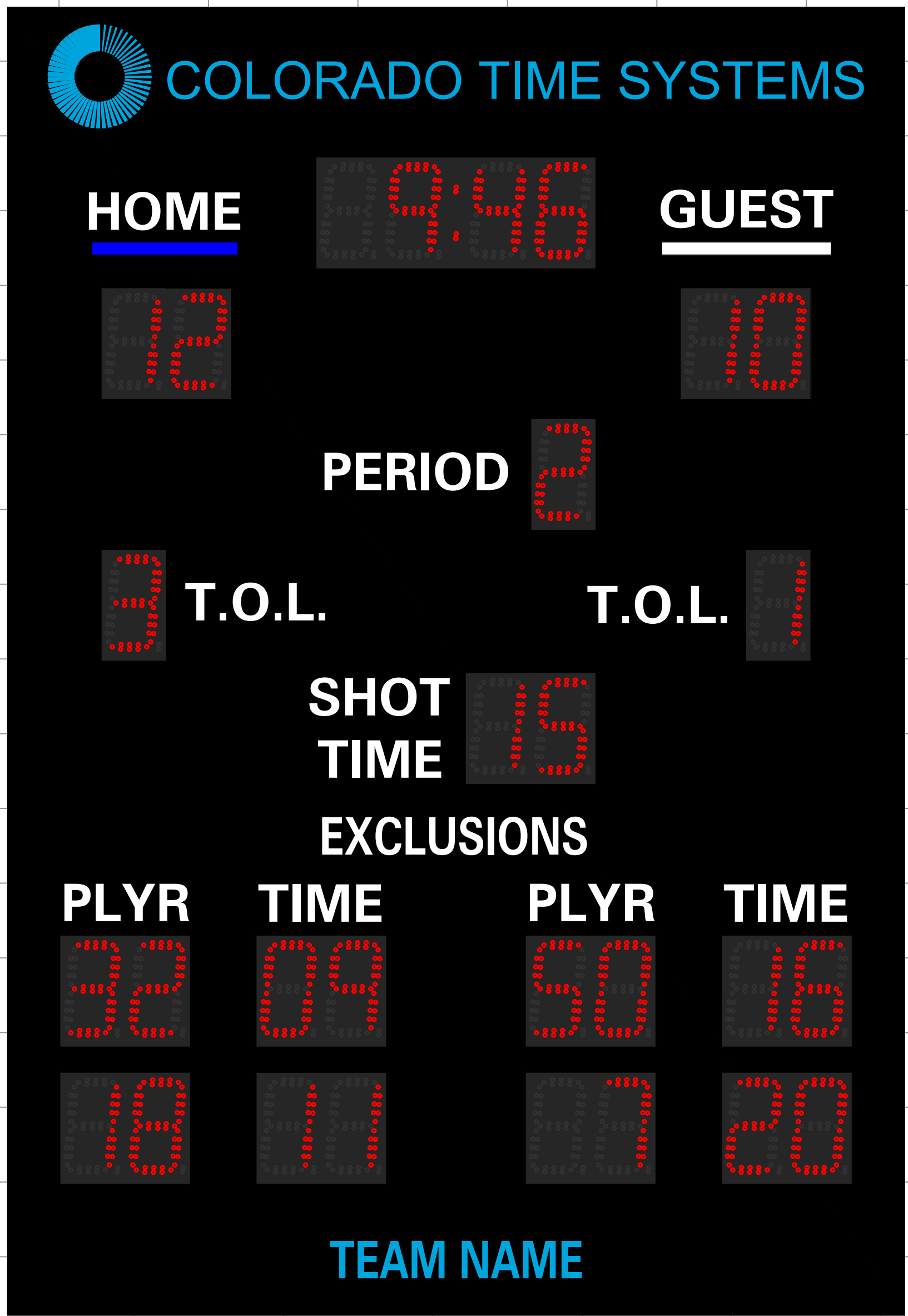
A

5'-10"

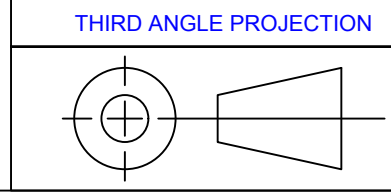
1'-2"

4'-8"

4'



- NOTES:
1. SAMPLE RENDERING ONLY
 2. TOTAL DISPLAY WEIGHT: APPROXIMATELY 50 LBS (22.68 KG)
 3. ALL ATTACHMENT HARDWARE TO BE ORDERED SEPARATELY
 4. DIMENSIONS ARE APPROXIMATE AND SUBJECT TO CHANGE DUE TO DETAILED DESIGN CONSIDERATIONS
 5. ALL CONSTRUCTION AND FABRICATION MUST MEET ALL APPLICABLE LOCAL, STATE, AND NATIONAL CODES
 6. ALL ON-SITE WORK TO BE DONE IN ACCORDANCE WITH OSHA AND ALL LOCAL CODES THAT APPLY
 7. CTS ASSUMES NO RESPONSIBILITY FOR INSTALLATIONS PERFORMED BY OTHERS



UNLESS OTHERWISE SPECIFIED:
 VARIATIONS IN FORM FOR UNMACHINED FEATURES ARE PERMITTED WITHIN ESTABLISHED COMMERCIAL STANDARDS. ALL EDGES AND CORNERS 0.005-0.020 (APPROX RADIUS OR CHAMFER). ALL FILETS 0.005-0.020 (APPROX RADIUS) - SCREW THREADS PER ANSI B1.1 - PIPE THREADS PER ANSI B1.1 - SURFACE ROUGHNESS PER ANSI B46.1 - SURFACE ROUGHNESS ON HOLES 250 MAX

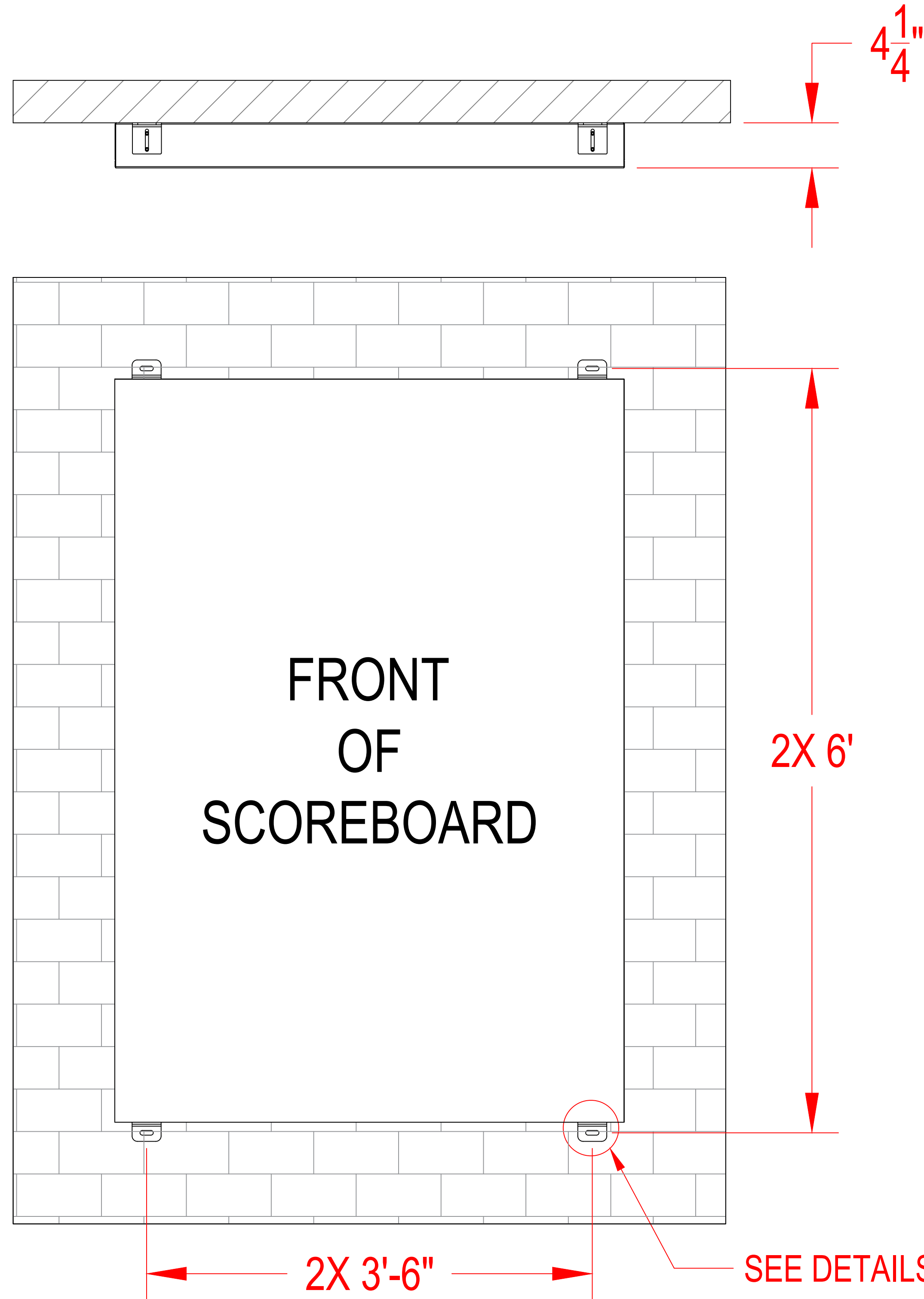
REV	DESCRIPTION	DATE	APPROVED
A	INITIAL DRAWING RELEASE	08/22/2017	VAB

REVISIONS		DATE	APPROVED
REV	DESCRIPTION	DATE	APPROVED
A	INITIAL DRAWING RELEASE	08/22/2017	VAB

ALL DIMS IN INCHES UNLESS OTHERWISE NOTED INCH [MM] 1 INCH = 25.4MM TOLERANCES EXCEPT AS NOTED X ± 0.02 X ± XX ± 0.02 XX ± XXX ± 0.005 XX ± ANGLES ± 1 ° MATERIAL SEE BILL OF MATERIAL FINISH	DRAWN BY V. BEDNARSKI ENG. APPROVAL PROJECT ENG. DATE 08/22/2017 DO NOT SCALE THIS DRAWING TRADE SECRET The information and data contained herein is deemed to be confidential information and shall not be disclosed, used, or replicated for any purpose whatsoever without the prior written permission of Colorado Time Systems, Inc. 1551 E. 11th Street, Loveland, Colorado, 80537. This agreement shall be marked on any reproduction thereof in whole or in part. Receipt of this document shall be deemed to be an acceptance of the conditions specified herein.	TITLE MS-0142 WALL MOUNT GENERAL LAYOUT NEXT ASSEMBLY NEXTASSY SIZE D DRAWING NUMBER S2017-002-003 REV A SCALE N.T.S. SHEET 1 OF 1
---	--	--

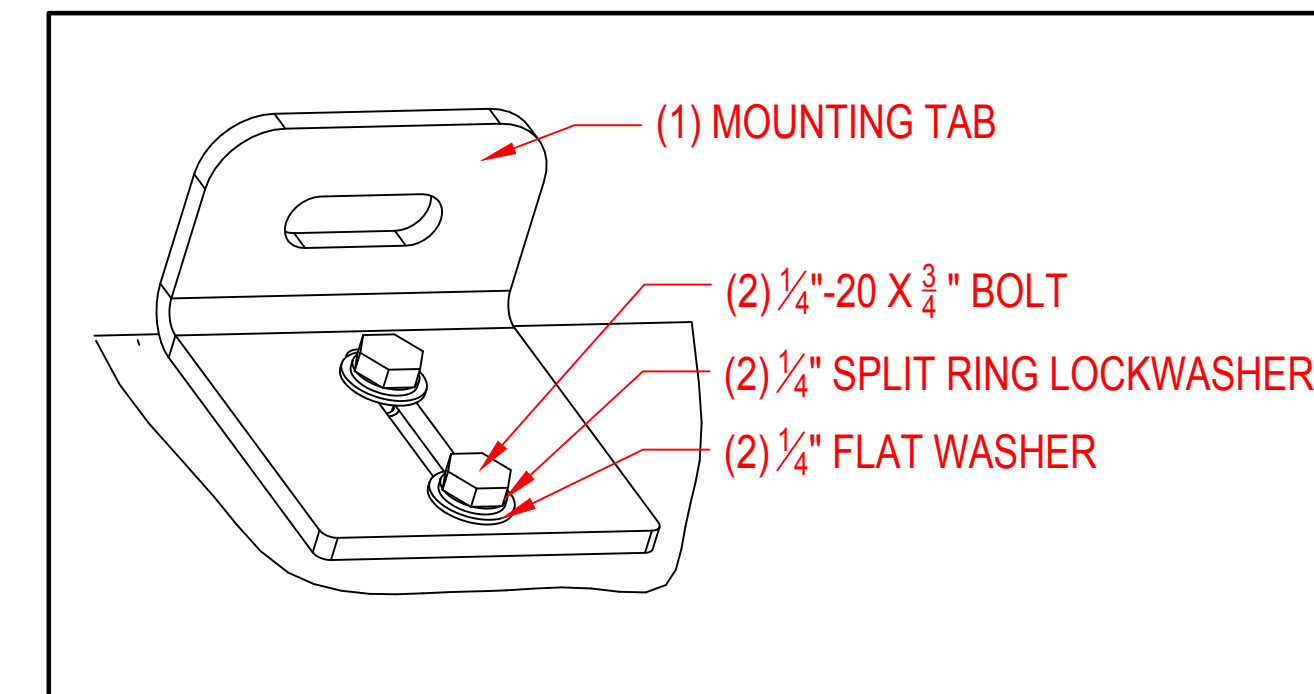
8 7 6 5 4 3 2 1

8 7 6 5 4 3 2 1



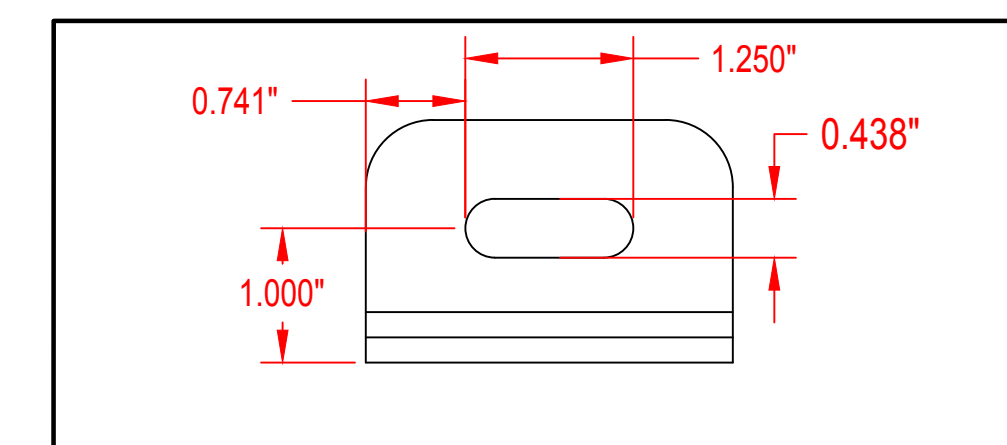
INSTALLATION PROCEDURE:

1. ATTACH (4) MOUNTING TABS TO SCOREBOARDS IN LOCATIONS SHOWN, USING 1/4" STAINLESS STEEL HARDWARE



DETAIL A
 MOUNTING TAB- SCOREBOARD ATTACHMENT
 4 LOCATIONS PER DISPLAY
 NOTE- SIDE MOUNTING LOCATIONS ALSO AVAILABLE

2. SECURE MOUNTING TABS TO WALL/STRUCTURE USING REDHEAD SHN-3817 3/8" X 1 7/8" STAINLESS STEEL SLEEVE ANCHORS OR SIMILAR -ENSURE DISPLAY IS LEVEL, PLUMB, AND SQUARE ON STRUCTURE

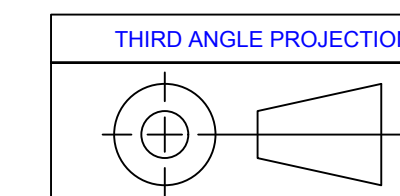


DETAIL B
 MOUNTING TAB- WALL ATTACHMENT
 4 LOCATIONS PER DISPLAY

SEE DETAILS A & B

NOTES:
 THE INFORMATION ON THIS DRAWING IS SUBJECT TO CHANGE WITHOUT NOTICE

UNLESS OTHERWISE SPECIFIED:
 VARIATIONS IN FORM FOR UNMACHINED FEATURES ARE PERMITTED WITHIN ESTABLISHED COMMERCIAL STANDARDS. ALL EDGES AND CORNERS 0.005-0.020 (APPROX RADIUS OR CHAMFER). ALL FILETS 0.005-0.020 (APPROX RADIUS) - SCREW THREADS PER ANSI B1.1 - PIPE THREADS PER ANSI B1.1 - SURFACE ROUGHNESS PER ANSI B46.1 - SURFACE ROUGHNESS ON HOLES 250 MAX



ALL DIMS IN INCHES UNLESS OTHERWISE NOTED		DRAWN BY	V. BEDNARSKI	DATE	08/22/2017
INCH [MM] 1 INCH = 25.4MM		ENG. APPROVAL			
TOLERANCES EXCEPT AS NOTED		PROJECT ENG.			
INCHES		MM			
X ± 0.02		X ±			
XX ± 0.02		XX ±			
XXX ± 0.005		XXX ±			
ANGLES ± 1'					
MATERIAL					
SEE BILL OF MATERIAL					
FINISH					
DO NOT SCALE THIS DRAWING					
TRADE SECRET					
<small>The information and data contained herein is confidential and is not to be disclosed, used, or replicated for any purpose whatsoever without the prior written permission of Colorado Time Systems, Inc. 1995 E. 116 Street, Loveland, Colorado, 80537. This report shall be marked on any reproduction thereof in whole or in part. Receipt of this document shall be deemed to be an acceptance of the conditions specified herein.</small>					
TITLE MS-0142 WALL MOUNT GENERAL LAYOUT		NEXT ASSEMBLY NEXTASSY		1551 E. 116th St. Loveland, CO 80537 P: (970) 667-1000 F: (970) 667-5076	
SIZE	DRAWING NUMBER	REV.			
D	S2017-002-003	A			
SCALE	N.T.S.	SHEET 1 OF 2			

8 7 6 5 4 3 2 1

8

7

6

5

4

3

2

1

D

C

B

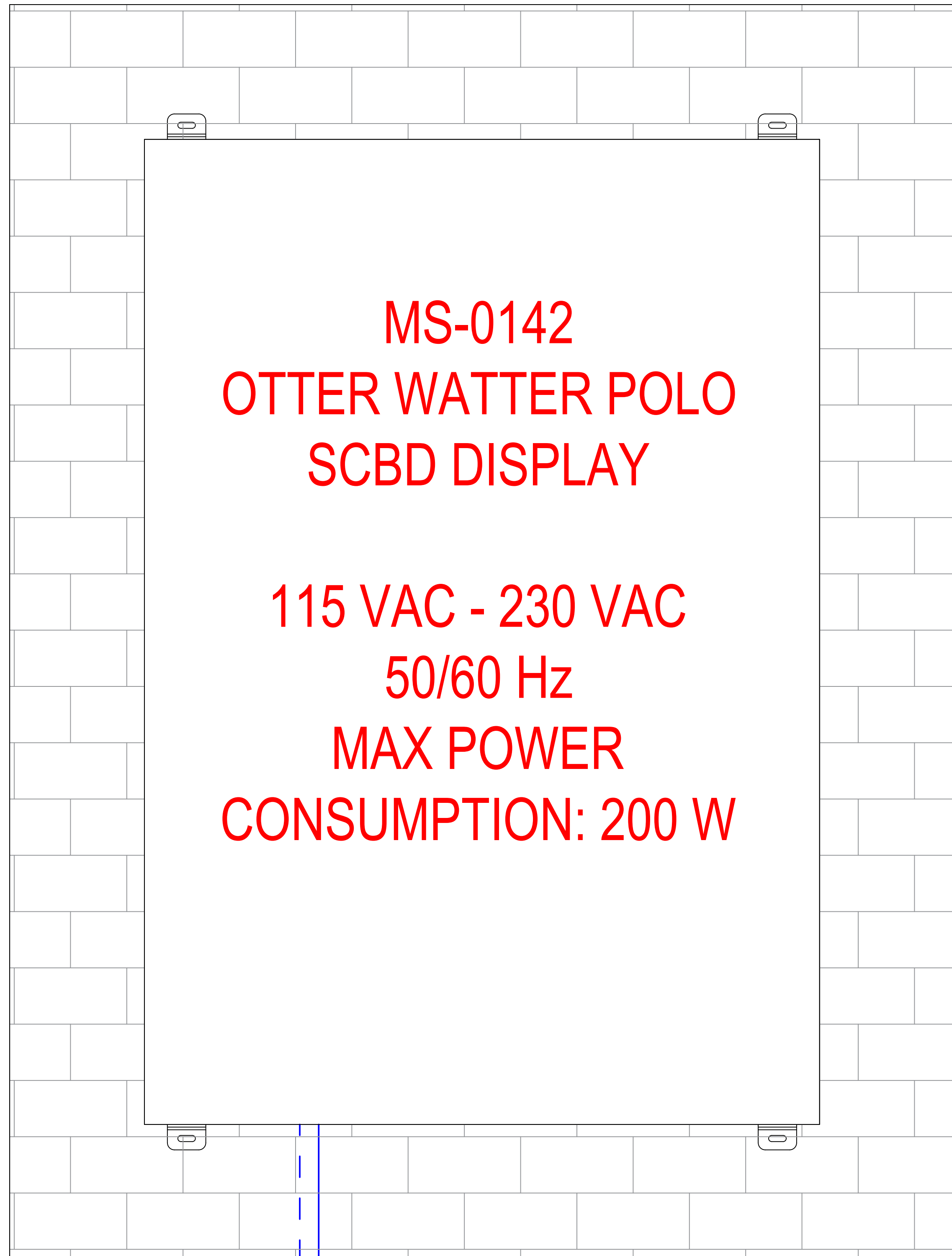
A

D

C

B

A



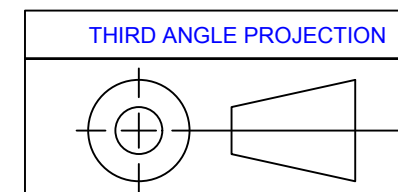
**MS-0142
 OTTER WATTER POLO
 SCBD DISPLAY**

**115 VAC - 230 VAC
 50/60 Hz
 MAX POWER
 CONSUMPTION: 200 W**

14' POWER CORD WITH 5-15R PLUG

OPTIONAL WIRED DATA JACK

- NOTES:
1. POWER AND DATA CABLES MUST BE ROUTED IN SEPARATE CONDUIT
 2. CTS SUGGESTS 3" CONDUIT FOR ALL BURIED CABLE
 3. EACH DISPLAY IS EQUIPPED WITH A 14' POWER CABLE WITH A NEMA 5-15R PLUG. NOTE THE EXIT LOCATION IS ON THE BOTTOM OF THE DISPLAY. THIS CABLE IS ONLY TO BE USED IN CONJUNCTION WITH AN OUTDOOR RATED RECEPTACLE
 4. IF USING WIRED DATA, TERMINATE DATA CONDUIT TO JUNCTION BOX NEAR DATA JACK LOCATION
 5. SCOREBOARD DOES NOT INCLUDE ON/OFF POWER SWITCH. INSTALL OPTIONAL SWITCH/DISCONNECT FOR ABILITY TO TURN SCOREBOARD ON/OFF IF NEEDED OR DESIRED
 6. THIS SIGN IS INTENDED TO BE INSTALLED IN ACCORDANCE WITH THE REQUIREMENTS OF ARTICLE 600 OF THE NATIONAL ELECTRIC CODE AND/OR OTHER APPLICABLE CODES. THIS INCLUDES PROPER GROUNDING AND BONDING OF THE SCOREBOARD



UNLESS OTHERWISE SPECIFIED:
 VARIATIONS IN FORM FOR UNMACHINED FEATURES ARE PERMITTED WITHIN ESTABLISHED COMMERCIAL STANDARDS. ALL EDGES AND CORNERS 0.005-0.020 (APPROX RADIUS OR CHAMFER). ALL FILLETS 0.005-0.020 (APPROX RADIUS) - SCREW THREADS PER ANSI B1.1 - PIPE THREADS PER ANSI B1.1 - SURFACE ROUGHNESS PER ANSI B46.1 - SURFACE ROUGHNESS ON HOLES 250 MAX

THE INFORMATION ON THIS DRAWING IS SUBJECT TO CHANGE WITHOUT NOTICE

ALL DIMS IN INCHES UNLESS OTHERWISE NOTED		DRAWN BY	V. BEDNARSKI	DATE	09/22/2017
INCH [MM] 1 INCH = 25.4MM		ENG. APPROVAL			
TOLERANCES EXCEPT AS NOTED		PROJECT ENG.			
INCHES X ± 0.02 XX ± 0.02 XXX ± 0.005					
MM X ± XX ±					
ANGLES ± 1°					
MATERIAL SEE BILL OF MATERIAL					
FINISH					
DO NOT SCALE THIS DRAWING					
TRADE SECRET					
<small>The information and data contained herein is a trade secret and is confidential in nature and shall not be disclosed, used, or duplicated for any purpose whatsoever without the prior written permission of Colorado Time Systems, Inc. 1991 E. 19th Street, Loveland, Colorado 80537. This agreement shall be null and void if reproduced or used in whole or in part. Receipt of this document shall be deemed to be an acceptance of the conditions specified herein.</small>					
TITLE		MS-0142 WALL MOUNT GENERAL LAYOUT		1551 E. 11th St. Loveland, CO 80537 P: (970) 667-1000 F: (970) 667-5076	
NEXT ASSEMBLY		NEXTASSY		SIZE	
SCALE		D		DRAWING NUMBER	
		S2017-002-003		REV.	
				A	
		N.T.S.		SHEET 1 OF 3	

8

7

6

5

4

3

2

1