

# AquaGrip Touchpads



*Get a grip on every start and turn! CTS AquaGrip touchpads feature the patented AquaGrip texture over the foundation of a tough plastic backbone.*

The AquaGrip touchpads combine the best starting and turning surface available with the proven design that all Colorado Time Systems' touchpads have used for over thirty-five years. They respond to a touch that's remarkably light - but provide a push-off that's thoroughly firm. AquaGrip touchpads have all-plastic construction that is tough and durable, yet their textured, non-skid surface is gentle on swimmers' hands and feet. The solid quarter inch plastic backbone, molded one-piece connectors and non-corrosive finish provide long-lasting reliability.

- **Easy to Install, Stays in Place**

Set-up is easy, thanks to our universal mounting system customized for your pool. They hold your pads in place without hardware or holes (in most pools) and prevent unwanted vertical and lateral movement. Best of all, you don't need any tools. Our touchpads can even be left in the water for the duration of a meet.

- **Sensitive to the Lightest Touch**

Dependable, internally sealed switches record even the lightest swimmers' touch on the fully active face of all CTS pads, and also along the top edge of gutter-mounted pads. You get an accurate finish every time with no "dead spots."

- **A Perfect Size for Every Lane**

At Colorado Time Systems, we will help you select the perfect touchpad for your facility. Choose from standard-sized flat wall or gutter mounts. Custom widths are available.

- **Touchpad Caddy**

A caddy that holds up to ten gutter hung touchpads is available; please see separate data sheet or contact your CTS sales person for more information.

Revised 12/10



# Touchpad Specifications

All of our touchpads have an internal full face switch. Top edge switch on gutter mount touchpads. Most of our touchpads are available with either our standard non-skid surface, or our patented AquaGrip surface. Our touchpads are an all-plastic construction, and include a 10-foot cable with molded connector. Less than 5vDC on deck power required (electronically isolated at the timer).

Custom size touchpads are also available.

Description	AquaGrip Gutterhung		AquaGrip Flatwall*	
		Weight		Weight
188.5cm x 90cm FINA Touchpad	TP-188.5G	47 lbs (21.3kg)	TP-188.5GF	47 lbs (21.3kg)
195cm x 90cm FINA Touchpad	TP-195G	49 lbs (22.2kg)	TP-195GF	49 lbs (22.2kg)
240cm x 90cm FINA Touchpad	TP-240G	66 lbs (30 kg)	TP-240GF	66 lbs (30 kg)
60in x 22in Touchpad (152.40cm x 55.88cm) Recommended for lanes 66 to 84 inches wide	TP-60G	28 lbs (12.7kg)		
60in x 24in Touchpad (152.40cm x 60.96cm) Recommended for lanes 66 to 84 inches wide			TP-60GF	33 lbs (15kg)
78in x 22in Touchpad (198.12cm x 55.88cm) Recommended for lanes 84 to 96 inches wide	TP-78G	35 lbs (15.9kg)		
78in x 24in Touchpad (198.12cm x 60.96cm) Recommended for lanes 84 to 96 inches wide			TP-78GF	40 lbs (18.1kg)
96in x 22in Touchpad (243.84cm x 55.88cm)	TP-96G	45 lbs (20.4kg)		

All touchpads have a thickness of ~.76cm +/- (~.30" +/-)

\*Flatwall touchpads are 3in (7.6cm) wider than gutterhung touchpads

## Accessories:

**TPM-D:** Touchpad test meter. Meter shows touchpad open and closed circuit status. Meter also tests push buttons, data cable, deck plates, and scoreboard.

**CAD-TP/P:** Storage caddy that holds up to 10 touchpads. Aluminum construction and four casters allow for easy transportation.

**CAD-TP/FINA:** Storage caddy for FINA touchpads; each caddy holds up to 10 touchpads. Aluminum construction and four casters allow for easy transportation.

*Specifications are subject to change without notice.*

Revised 12/10



# Profile Gutter Diagram

When ordering touchpads, select the diagram that best depicts your pool gutter.  
 Enter all requested dimensions and note water level. Please return by mail or fax to:  
**Colorado Time Systems** - Sales Department, 1551 E. 11th Street, Loveland, CO 80537  
 Phone: 970-667-1000 • Fax: 970-667-5876

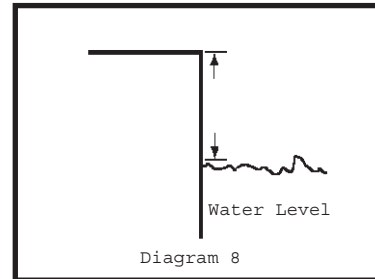
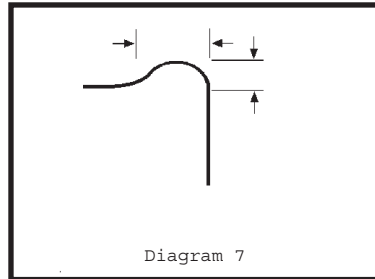
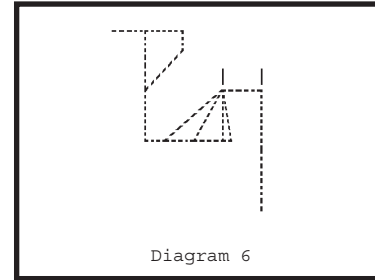
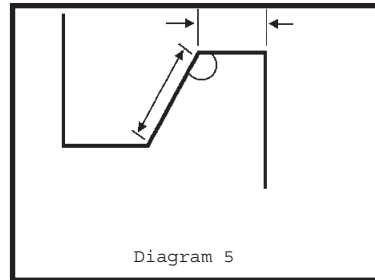
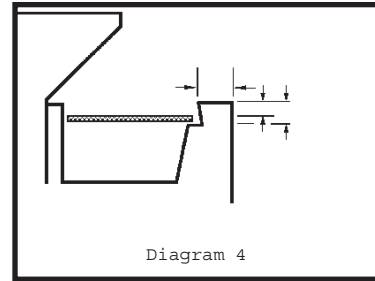
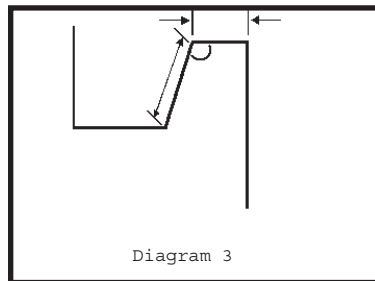
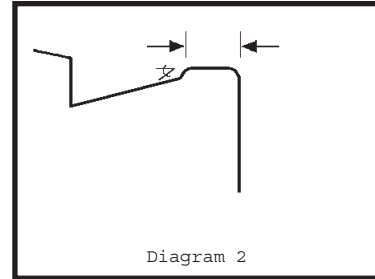
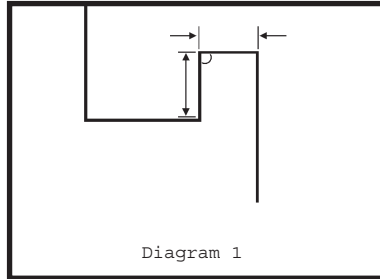
**School/Organization** \_\_\_\_\_

**Name** \_\_\_\_\_

**Phone** \_\_\_\_\_

**Fax** \_\_\_\_\_

**Email** \_\_\_\_\_



Revised 12/10

